



Spring 2012

## Region 4 ATPE Executive Board

Ann Petrillo - Director  
Houston ISD - Retired  
Ron Fitzwater - President  
Alvin ISD  
Stacey Ward - Vice President  
Humble ISD  
Eli Rodriguez - Secretary  
Cy-Fair ISD  
Juan Venegas - Treasurer  
Sheldon ISD  
Julie Sanders - Past President  
Alief ISD

## Region 4 ATPE Calendar

### March 14

Nomination deadline  
For Regional Office

### April 14

Region 4 ATPE  
Spring Assembly

### April 30

Regional Committee  
Volunteer Forms Due

### June 14

Deadline to register  
for Summit

### July 14-17

The Summit

## Region 4 ATPE Spring Assembly

We would like to pack out the Junior League this year on April 14. Registration starts at 9:30 a.m. with the meeting starting at 10 a.m. The cost for members is \$15; current local presidents and incoming presidents can attend the event free.

We will have elections of Region Officers, presentation of scholarship sand Apple Grants 4 Kids, greeting from our state officers and staff, and a wonderful meal. The Pecan Ball is wonderful! Our speaker this year is Dr. Wendi Turner or Heart Initiative. Also, be sure to bring your **Jared Boxes** (see below). Local unit presidents should send reservations for their local unit to Eli Rodrigues at [ELISEO.RODRIGUEZ@cfisd.net](mailto:ELISEO.RODRIGUEZ@cfisd.net) by April 7.

## Officer Elections

If you are interested in running for Region 4 office, you need to submit you name to be placed on the ballot. Submit you nominations by March 14 to the chair of the Nominations/Elections Committee, Loyce Manahan at [lmanahan@galenaparkisd.com](mailto:lmanahan@galenaparkisd.com). Nominations will also be taken from the floor. The offices up for election include Director, Vice President, Secretary, and Treasurer. We just added a new feature to the Region 4 ATPE website by add a link to email your self-nomination to the Nominations/Elections Committee.

## Regional Committees

It is that time again for Region 4 ATPE to appoint committees for the coming year. If you want to serve on a committee, you will need to complete a form and return it to Ron Fitzwater by April 30. You can download a form clicking on the link here [2012-13 Region 4 ATPE Committee Service Form](#). Forms will also be available at the Region 4 ATPE Spring Assembly.

## Service Project

This year we have a new Service Project. We are asking locals and individuals to make **Jared Boxes**. A Jared Box is a plastic storage box filled with small gifts, toys, cards and games. The boxes are given to chronically ill children to provide a special diversion as they receive chemotherapy or other medical treatments. For more information, see the attached brochure.

# Our Inspiration

Jared was a brave little boy who battled cancer with courage and faith that continues to inspire us all. He was only 5 years old, yet demonstrated faith and wisdom beyond his young age.

Jared maintained his sense of humor and the joys of childhood through play. He carried a backpack full of toys and games to all his appointments, and questioned why other children didn't bring toys to their exam rooms.

Jared's battle ended on November 12, 2000 while listening to his favorite song "You'll Be In My Heart."

Jared's inspiration lives on thru the kindness of others



## To brighten the day of a chronically ill child

"The hospital is a scary place for children. With efforts like The Jared Box, it can be less frightening and more like home. Your kind gesture helps us provide special diversions for the patients while they are in the hospital."

*Nancy Ramhap*

*Certified Child Life Specialist*



"Before her surgery, my daughter Emma, age 4, was very scared. The nurse gave her a Jared Box and her eyes lit up. She played with stickers and colored, and quickly forgot about her surgery. Before she went to surgery, the nurses used the chap-stick from the box and put it on Emma so she would be "pretty for her surgery." When Emma woke up, the first thing she asked for was her Jared Box. Now that we are home, she walks around with it all day. Thank you for helping her through a very difficult time."

*Emma's Mom*

"I am overwhelmed by your generosity and in awe of these incredible Jared Boxes. Play in the hospital helps kids better cope with traumatic situations because it is a natural activity in an unnatural, scary setting. Jared Boxes are like having "home away from home" in a awesome box, just for them, that they can pull out and play with whenever they want. It doesn't get any better than this!"

*Debbie Zeigler*

*Certified Child Life Specialist*



# The Jared Box Project

Lifting the spirits of chronically ill children.



Jared, age 5



# What is a Jared Box?

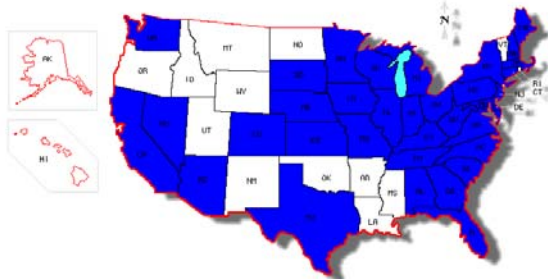


A Jared Box is a plastic storage box filled with small gifts, toys, cards and games. The boxes are given to chronically ill children to provide a special diversion as they receive chemotherapy or other medical treatments.


The boxes symbolize the importance of play and are filled with well wishes, hope and love. Jared Boxes bring smiles and lift the spirits of chronically ill children.


Over 25,000 Jared Boxes have been made.


Blue-shaded states indicate where Jared Boxes have been made and delivered.



# How You Can Help

 Make and Deliver Jared Boxes to your local hospital.

 Make a donation online from our website.

 Make checks payable to:

The Jared Box Project  
129 Fenwick Drive  
Port Matilda, PA 16870  
(814) 353-9343



To learn how to start a Jared Box Project in your area, go to:

[www.thejaredbox.com](http://www.thejaredbox.com)

From our Web site, you can learn all about the project, read tips for organizing your project and getting started, get step-by-step instructions for making Jared Boxes, and view our Hospital Directory.

# How to make a Jared Box

1. Get a shoe box size plastic storage box.
2. Decide if the box you are making is for a girl or boy. Select an age group.

3. Select items for your box.

Suggested items include:

crayons, markers, coloring books, card games, puzzles, dollar-store items, silly-putty, stickers, costume jewelry and small toys.

4. Personalize and decorate your box.
5. Deliver your boxes to your local hospital.
6. Visit our Web site for more information.

[www.thejaredbox.com](http://www.thejaredbox.com)

